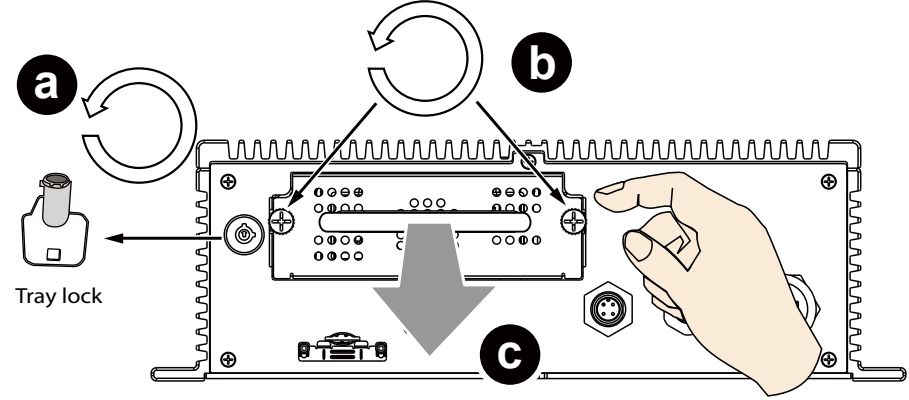


3 Install SSD



4



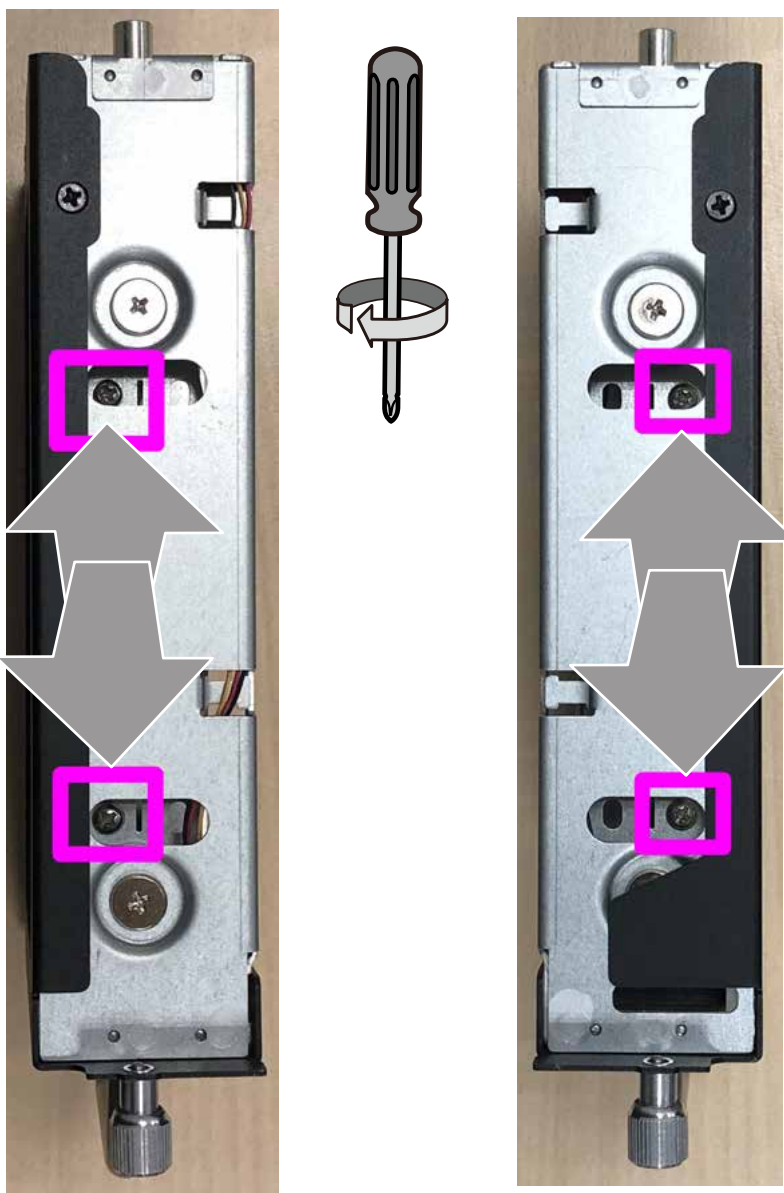
5



6



7



8



9



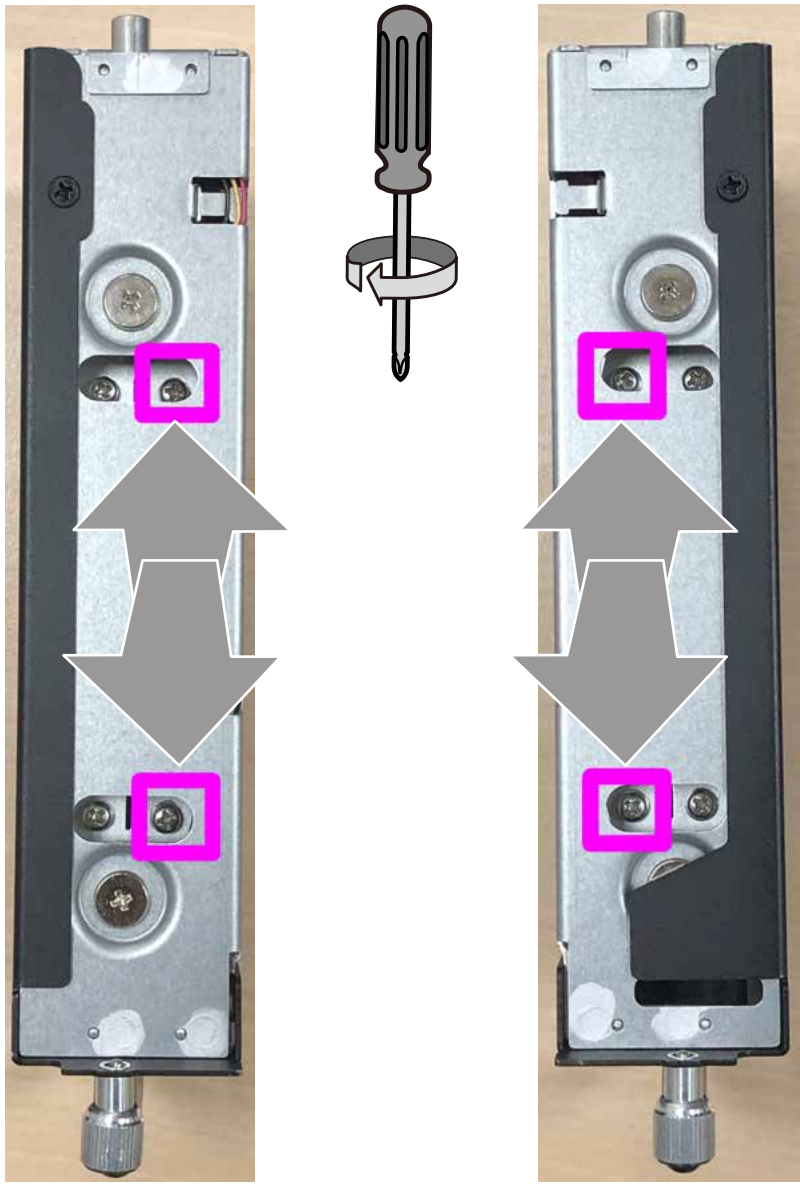
10



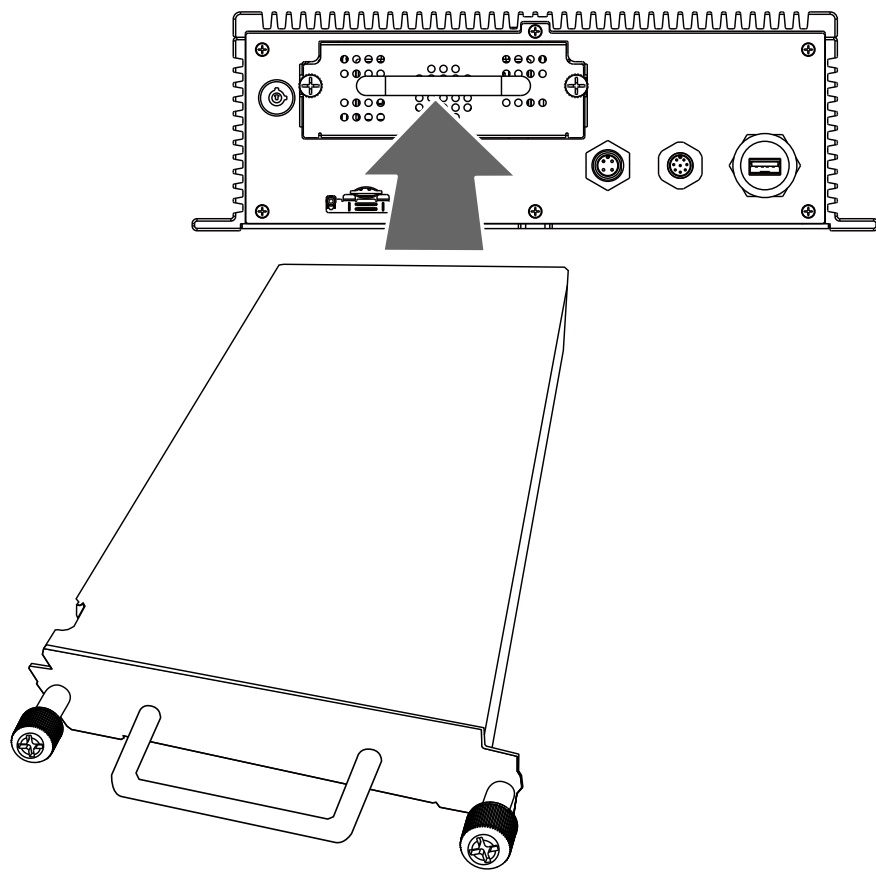
11



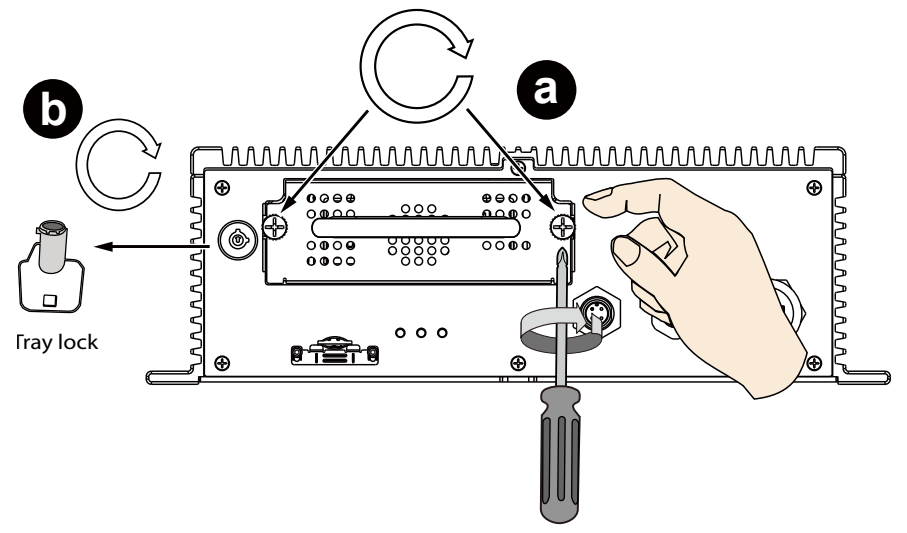
12



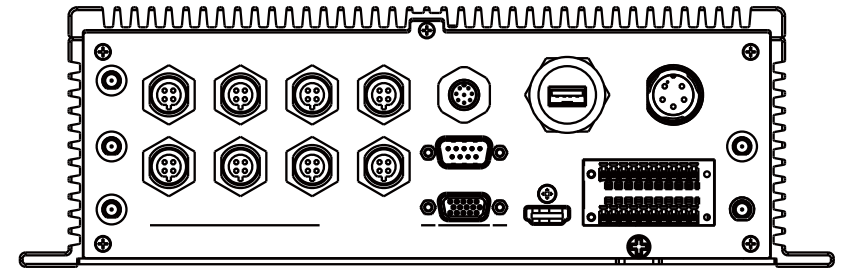
13




14



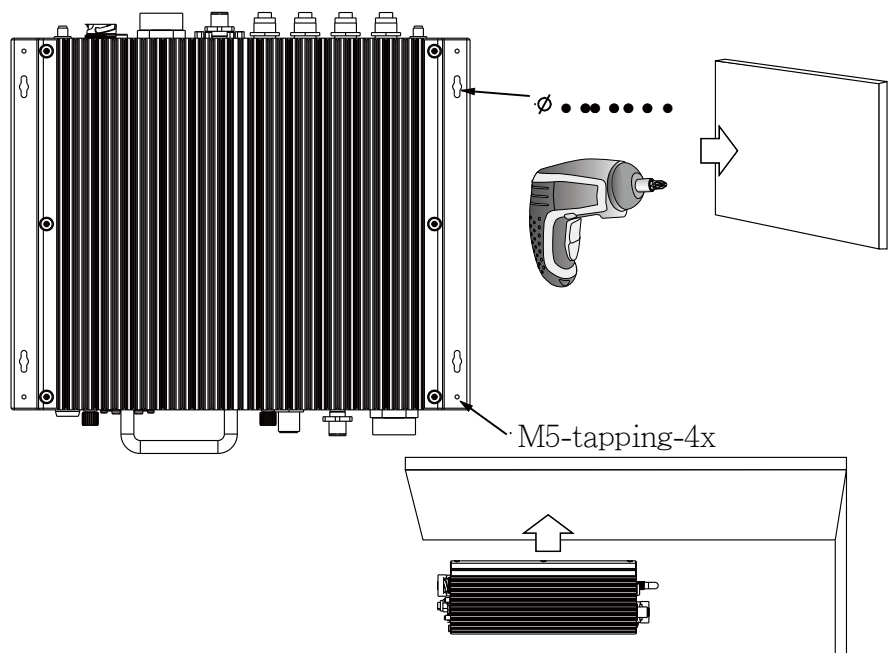
15



M12 4-pin D code/
M12 8-pin A code

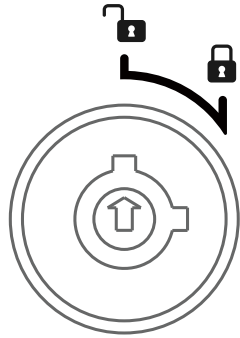


16



⚠

The system cannot be powered on unless the drive tray key lock is locked.



El sistema no se puede encender a menos que el bloqueo de la tecla de la bandeja de discos esté bloqueado.

Das System kann nur dann eingeschaltet werden, wenn das Schloss des Laufwerkträgers verriegelt ist.

O sistema não pode ser ligado, a menos que o interruptor da trava da bandeja esteja travado.

Il sistema non può essere alimentato a meno che la serratura del vassoio dell'unità non sia bloccata.

Sürücü tepsisi kilidi kilitli olmadıkça sisteme güç verilemez.

Bez zablokowania kieszeni napędu kluczykiem włączenie systemu będzie niemożliwe.

Систему нельзя включить при незаблокированном дисковом.

除非硬碟托盤鑰匙鎖已鎖住，否則系統無法開機。

如果驱动器托盘钥匙锁未被锁定，则系统无法启动。

ドライブトレイのキーロックがロックされていないとシステムの電源を入れることができません。

Systém se nezapne, dokud nebude klíč přihrádky disku v uzamčené poloze.

Systemet kan inte sättas på om inte låset på hårddiskvaggan är låst.

Le système ne peut être mis sous tension que si la serrure du tiroir du disque est verrouillée.

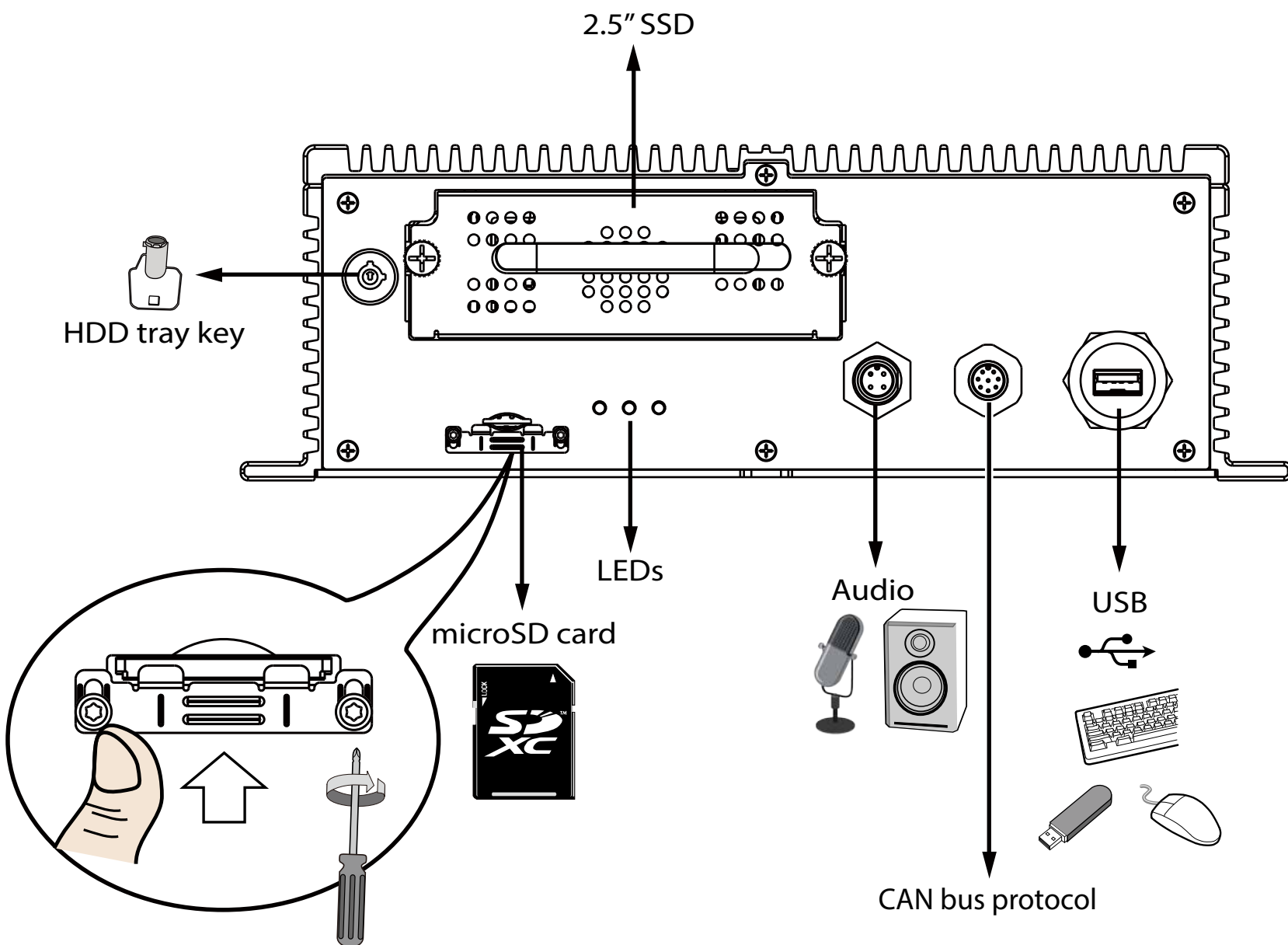
Het systeem kan niet worden aangedreven tenzij de toetsvergrendeling van de schijflade vergrendeld is.

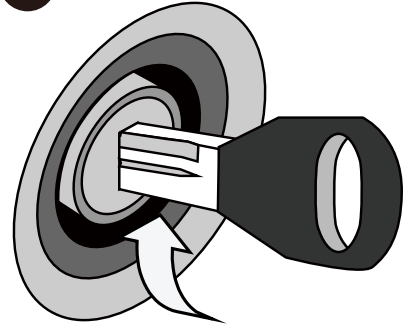
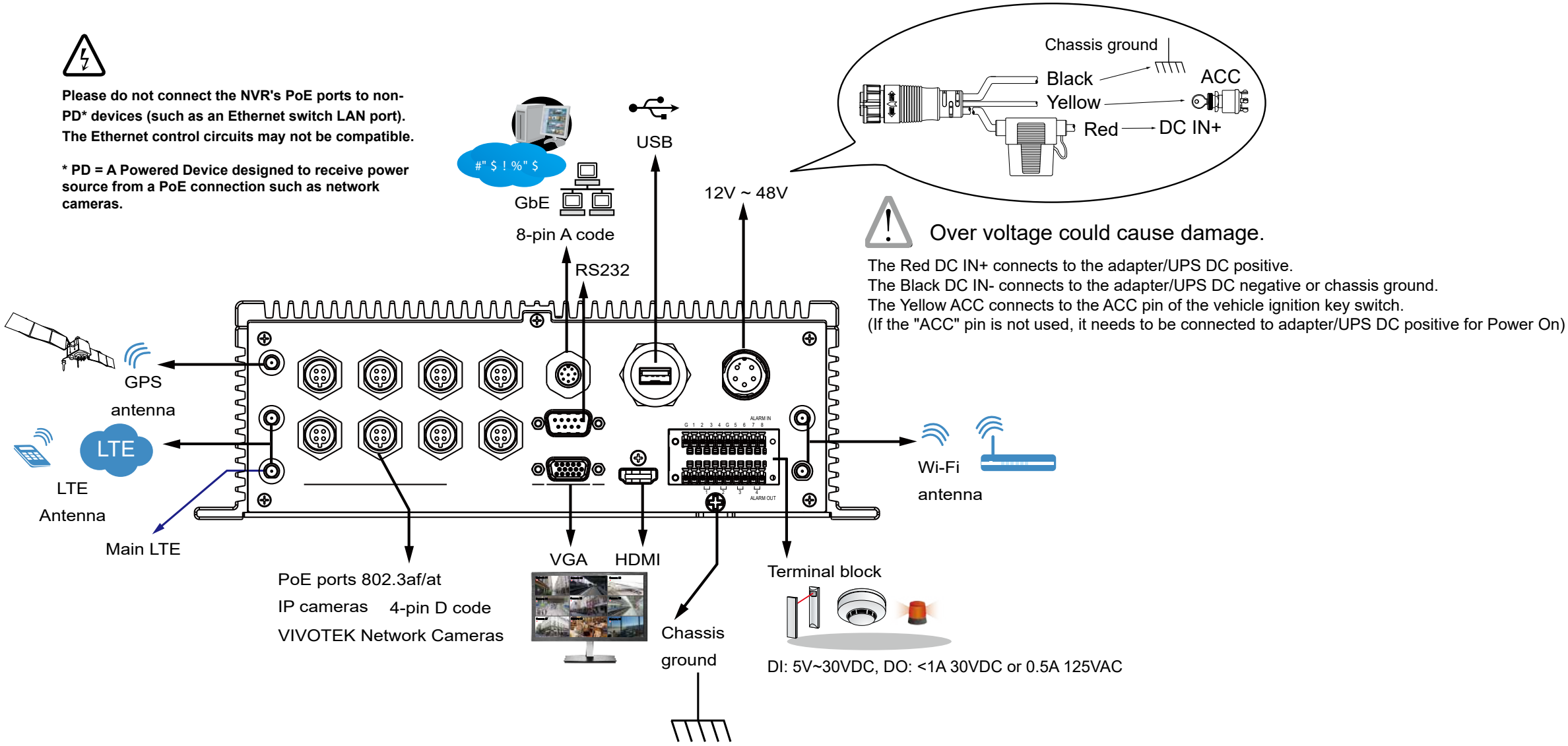
Der kan ikke tændes for systemet med mindre, at nøglelåsen til drevbakken er låst.

Sistem tidak dapat dinyalakan kecuali pengunci sistem nampam drive dikuncikan.

ن.ي.م.أ.ت.ة.ل.ا.ح.ي.ف.ل.ي.غ.ش.ت.ل.ا.ج.ر.د.ل.ف.ق.م.ا.د.ا.م.ا.ظ.ن.ل.ل.ي.غ.ش.ت.ن.ك.م.ي.ا.ل.

17





Hello, Administrator

Set up password before launching NVR.

At least 8 characters with no space, 1 alphabet character (uppercase or lowercase), and 1 numeric character.

Username

admin

New password

.....

Confirm password

.....

Apply

Setup

Insert cameras

Language:

English

Time zone:

Asia/Taipei (CST, GMT+8)

February 22, 2018

10 : 59 : 13

Skip setup

Camera list will be cleared after auto setup

Continue

Setup

Insert cameras

Search for cameras

0%

Setup

Insert cameras

3 cameras found

Unselect all	IP	MAC	Model	Port	Channel
<input checked="" type="checkbox"/>	169.254.106.186	00-02-D1-39-6A-BA	FD9171-HT	80	1
<input checked="" type="checkbox"/>	169.254.33.11	00-02-D1-5C-1A-84	FE9391-EV	80	1
<input checked="" type="checkbox"/>	169.254.102.8	00-AB-CD-83-66-08	MD8565-N	80	1

Finish

Setup

Insert cameras

IP	Status
169.254.106.186	<input checked="" type="checkbox"/>
169.254.33.11	<input checked="" type="checkbox"/>
169.254.102.8	<input checked="" type="checkbox"/>

Username:

root

Password:

.....

☐ Apply to all cameras

Apply

Finish

